



**Your network
for education**

**National
Osteology
Group
Australasia**

How to become a member of THE BOX

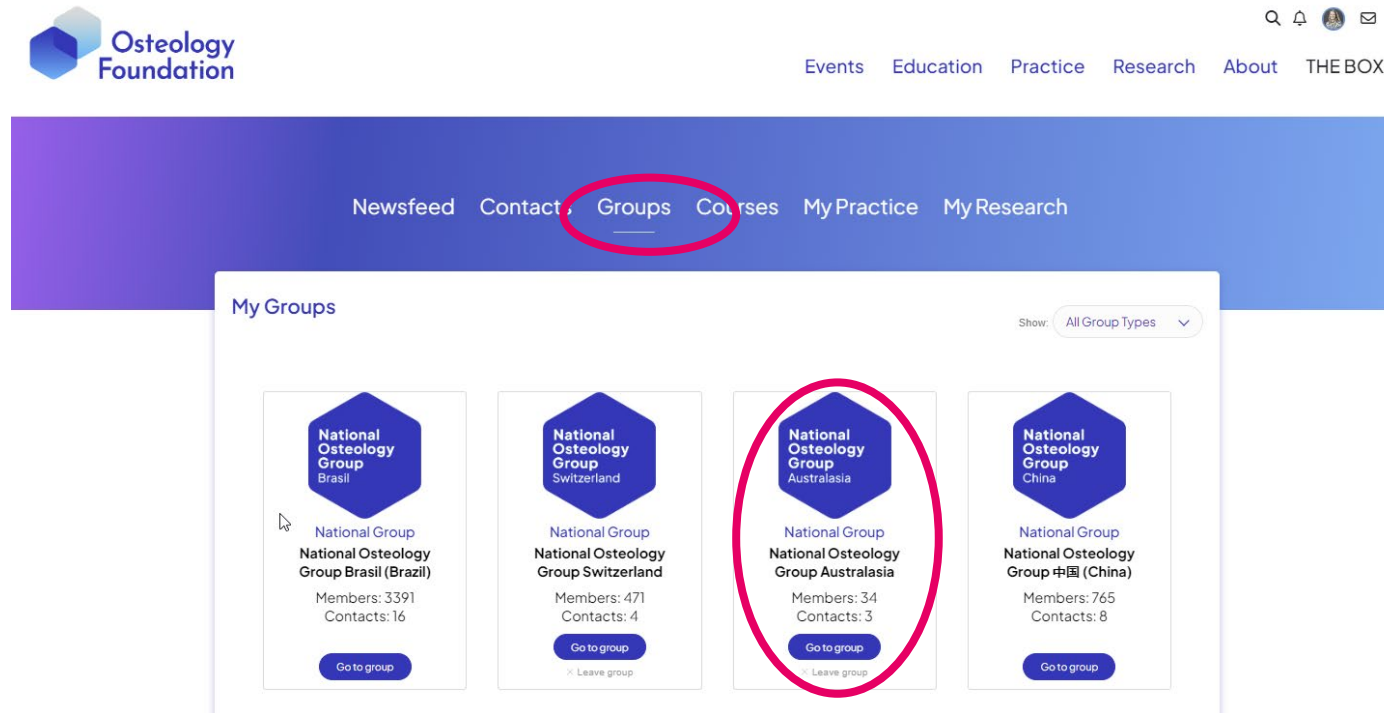
The screenshot shows the Osteology Foundation website. The navigation menu includes 'Events', 'Education', 'Practice', 'Research', 'About', and 'THE BOX', with 'THE BOX' circled in red. The main content area features a blue banner with the text 'Be part of THE BOX' and a sub-headline: 'Join the world's largest community for oral tissue regeneration and benefit from a broad range of information and tools for science and practice.' Below this is a white sign-up form with the 'THE BOX' logo. The form contains an email field with 'helen.poletan@osteology.org', a password field with masked characters, a 'remember me' checkbox, a 'Sign in' button, and a 'Sign up and get started' link circled in red. A 'Forgot password?' link is also visible.

Sign up to become a member of THE BOX



osteology.org



Become a member of the NOG ANZ



Go to Groups and choose National Osteology Group Australasia.

Once you choose Go to Group you are a member. Don't forget to subscribe to notifications.

Keep up with all activities



As a member you get access to all upcoming and on demand webinars!

Profit from CE credit certificates and take the chance to interact with colleagues!



Get your certificate

Discussion Webinars Members

Webinar

Back



Recession Coverage and Soft tissue regeneration around teeth

Faustino Mercado
GMT +10:00 Sydney
16 Apr 2024 07:00 PM

Participate

Dressing-up Teeth and implants for the occasion: The art and science of soft tissue phenotype.

Teeth and dental implants are subjected to numerous, continuous and prolong wear and tear in our mouth. Aside from these it is expected to look good for any occasions.

This Webinar will:

- 1) Discuss the consensus on what is the ideal soft tissue phenotype on teeth and implants (gingival thickness and keratinised tissue).
- 2) Discuss various surgical techniques on improving gingival phenotypes using autologous soft tissues.
- 3) Discuss various surgical techniques and indications on usage of alternative soft tissue materials such as xenografts and allografts.
- 4) Discuss the role of available biologically active materials and its role in improving soft tissue phenotype on teeth and implants.
- 5) Discuss the role of post-operative protocols after mucogingival surgical procedures.

CE Credits: 1.50

1

To apply for the certificate, the webinar must be watched through the National Osteology Group Australasia on THE BOX, either live or by recording. osteology.org

2

Choose type of certificate “CE Credits (according to ADA CERP)” and complete the assessment or “CPD Hours” and enter your GDC number if you don’t have one enter N/A

Certificates

What type of certificate do you need?

CE Credits (according to ADA CERP)

How to claim your certificate

1

Watch the webinar or the recording.

2

Complete the assessment below.

✓

Click on "Refresh certificate" to check completed assessments.

Certificate

Refresh certificate

You don't have any certificates yet.

Assessment

NOG ANZ -

Your best score is: 100.00 %

To pass, you need at least 60% correct answers. You have 2 attempts left.

Complete assessment for CE credits

3

Click on "Refresh certificate" and download your certificate.



The Osteology Foundation verifies that

First name
Last name

Participated in the continuing education activity of the National Osteology Group Australasia, a webinar held on 7 December 2023.

Difficult Moments in the Dental Surgery: Understanding and Managing Challenging Situations
presented by **Geoffrey Borlase**

Course Type: Electronically mediated and self-study
The Osteology Foundation designates this activity for **1.50** Continuing Education credits.

Jessica O'Neill
Jessica O'Neill
NOG ANZ Group Chair

Geoffrey Borlase
Geoffrey Borlase
Speaker

Luxanna, 7 December, 2023

ADA CERP
The Osteology Foundation is an ADA CERP Recognized Provider. ADA CERP is a service of the American Dental Association. This provider is approved by the Commission on Dental Accreditation (ADA-CERP). This provider is approved for the following activity: 1.50 CE credits. This provider is approved for the following activity: 1.50 CE credits.





Thank you!